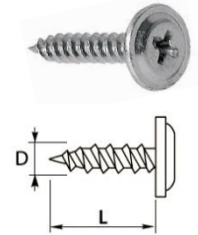


GM-S

UNIVERSAL DRILLING MONTAGE SCREW



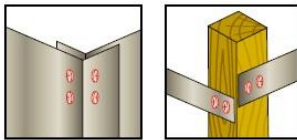
PRODUCT DESCRIPTION

Drilling montage screws made of surface-hardened carbon steel, electro-plated, with a drilling tip, fine thread, and a 12 mm flat head with PH2 slot.


APPLICATION

Designed for mounting very thin steel parts and plastic components to wooden components and steel profiles (up to 0.9 mm), and also for overlap joints of these components. Protected with paint coating - polyester thickness of not less than 50 µm, intended for use in environments with corrosivity class C1, C2 and C3 according to PN-EN ISO 12944-2: 2001 standard.

Galvanized without paint coating intended for use in environments with corrosivity class C1, C2.



LENGTH OF SCREWS

| Fastener type |  | Dimensions D x L [mm] | Maximum drill capacity [mm] | Maximum thickness of fixed elements [mm] | |
|---------------|---|-----------------------|-----------------------------|--|--------------|
| | | | DC | MTmax (STEEL) | MTmax (WOOD) |
| GM-S | NA | 4,2 x 14 | 0,90 | 8 | — |
| GM-S | NA | 4,2 x 16 | 0,90 | 10 | — |
| GM-S | NA | 4,2 x 19 | 0,90 | 13 | — |
| GM-S | NA | 4,2 x 25 | 0,90 | 19 | 5 |
| GM-S | NA | 4,2 x 30 | 0,90 | 24 | 10 |
| GM-S | NA | 4,2 x 38 | 0,90 | 32 | 18 |
| GM-S | NA | 4,2 x 50 | 0,90 | 44 | 30 |
| GM-S | NA | 4,2 x 65 | 0,90 | 59 | 45 |
| GM-S | NA | 4,2 x 75 | 0,90 | 69 | 55 |
| GM-S | NA | 4,2 x 80 | 0,90 | 74 | 60 |

The working length of the connector is calculated from the maximum thickness of the DC substrate

NATIONAL TECHNICAL ASSESSMENT ITB-KOT-2018/0680

CHARACTERISTIC BEARING CAPACITY OF SHEAR AND PULL-OUT FIXINGS FROM STEEL SUBSTRATE

| Thickness of substrate ¹⁾ [mm] | | 0,50 | 0,55 | 0,63 | 0,75 | 0,88 | 1,00 | Wood class \geq C24 | | |
|--|---|------|------|------|------|------|------|-----------------------|------|--|
| $M_{t,nom}$ | | 3 Nm | | | | | | | | |
| Thickness of steel substrate ²⁾ [mm] | Characteristic capacity For shear [kN] | 0,50 | 0,92 | 0,92 | 0,92 | — | — | — | 0,92 | Load capacity of the sheet metal to the pressure of the mandrel |
| | | 0,55 | 0,92 | 0,92 | 0,92 | — | — | — | 0,92 | |
| | | 0,63 | 1,32 | 1,32 | 1,32 | — | — | — | 1,32 | |
| | | 0,75 | — | — | — | — | — | — | | |
| | | 0,88 | — | — | — | — | — | — | | |
| | | 1,00 | — | — | — | — | — | — | | |
| | For pull-out [kN] | 0,50 | 0,63 | 0,63 | 0,63 | — | — | — | | The load-bearing capacity of the fastened sheet for pulling the head |
| | | 0,55 | 0,63 | 0,63 | 0,63 | — | — | — | 2,19 | |
| | | 0,63 | 0,63 | 0,63 | 0,85 | — | — | — | 2,19 | |
| | | 0,75 | — | — | — | — | — | — | 2,19 | |
| | | 0,88 | — | — | — | — | — | — | | |
| | | 1,00 | — | — | — | — | — | — | | |

¹⁾ steel grade S280GD, S320GD or S350GD according to PN-EN 10346:2015

²⁾ steel grade S280GD, S320GD or S350GD according to PN-EN 10346:2015

If both elements I and II are made of steel grade S320GD, values $V_{R,k}$ can be increased by 8,3%

If both elements I and II are made of steel grade S350GD, values $V_{R,k}$ can be increased by 16,6%

OTHER FEATURES

| | |
|---------------------------------------|--|
| SUBSTRATE MATERIAL: | <i>PLATE, WOOD</i> |
| DIAMETER OF FLAT HEAD: | <i>12 mm</i> |
| TYPE OF CUT: | <i>PH2</i> |
| MAXIMUM CAPACITY OF DRILLING: | <i>0,90 mm</i> |
| THICKNESS OF ZINC COATING: | <i>5 μm</i> |
| CORROSIVE ENVIRONMENT: | <i>PAINTED - C3 UNPAINTED - C2</i> |
| OPINION ON ANTI-CORROSIVE PROTECTION: | <i>02248/16/Z00NZM</i> |
| POSSIBILITY OF PAINTING: | <i>YES</i> |
| PAINT COATING THICKNESS: | <i>50 μm</i> |
| RECOMMENDED ROTARY SPEED (IDLE): | <i>1300 rpm</i> |



KDWU



ZKP



SZU