


GTR W A16

SELF-DRILLING SCREWS WITH WASHER FOR MOUNTING STEEL SHEETS IN CONCRETE OR WOOD SUBSTRATE

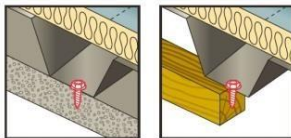


PRODUCT DESCRIPTION


Self-tapping surface-hardened carbon steel screw with cutpoint for wood, working Hi-Lo thread and hex head with integrated aluminum washer with vulcanized EPDM layer. Additional corrosion protection: gRey.coat coating.

APPLICATION

Designed for fixing corrugated steel sheet in concrete and wood substrate. Direct mounting in concrete and wood. Mounting in concrete structure requires preparation of the preliminary hole. Designed for use in environments with atmospheric corrosivity categories C1, C2, C3, C4 according to PN-EN ISO 12944-2: 2001 standard.



LENGTH OF SCREWS

Fastener type		Dimensions D x L [mm]	Maximum drill capacity [mm]	Maximum thickness of fixed elements [mm]
			DC	MTmax
GTRW	A16	6,4 x 41	0,75	3
GTRW	A16	6,4 x 57	0,75	11

The working length of the connector is calculated from the maximum thickness of the DC substrate

NATIONAL TECHNICAL ASSESSMENT ITB-KOT-218/0679

CHARACTERISTIC BEARING CAPACITY OF SHEAR AND PULL-OUT OF GTRW FIXINGS TO CONCRETE AND WOOD

Substrate			Concrete ¹⁾ h _{ef} = 30 mm				WOOD ²⁾ Class ≥ C24 h _{ef} = 30 mm	
			Uncracked			Cracked		
			C20/25	C25/30	C30/37 + C50/60	C20/25 + C50/60		
Thickness of component ³⁾ [mm]	Characteristic capacity	For shear [kN]	0,50	0,75 ⁵⁾	0,75 ⁵⁾	0,75 ⁵⁾	0,75 ⁵⁾	0,80 ⁴⁾
			0,63	2,35 ⁴⁾	2,35 ⁴⁾	2,35 ⁴⁾	0,75 ⁵⁾	2,35 ⁴⁾
			0,75	2,65 ⁴⁾	2,65 ⁴⁾	2,65 ⁴⁾	0,75 ⁵⁾	2,65 ⁴⁾
			0,88	2,96 ⁴⁾	2,96 ⁴⁾	2,96 ⁴⁾	0,75 ⁵⁾	2,90 ⁴⁾
			1,00	3,33 ⁴⁾	3,33 ⁴⁾	3,33 ⁴⁾	0,75 ⁵⁾	3,33 ⁴⁾
			1,13	4,03 ⁴⁾	4,03 ⁴⁾	4,03 ⁴⁾	0,75 ⁵⁾	4,03 ⁵⁾
			1,25	4,03 ⁴⁾	4,03 ⁴⁾	4,03 ⁴⁾	0,75 ⁵⁾	4,03 ⁵⁾
			1,50	4,03 ⁴⁾	4,03 ⁴⁾	4,03 ⁴⁾	0,75 ⁵⁾	4,03 ⁵⁾
	2,00	4,03 ⁴⁾	4,03 ⁴⁾	4,03 ⁴⁾	0,75 ⁵⁾	4,03 ⁵⁾		
	For pull-out [kN]	0,50	0,75 ⁵⁾	0,75 ⁵⁾	0,75 ⁵⁾	0,75 ⁵⁾	0,80 ⁴⁾	
		0,63	4,03 ⁴⁾	4,41 ⁴⁾	4,90 ⁴⁾	0,75 ⁵⁾	3,59 ⁵⁾	
		0,75	4,03 ⁴⁾	4,41 ⁵⁾	4,90 ⁵⁾	0,75 ⁵⁾	3,59 ⁵⁾	
		0,88	4,03 ⁴⁾	4,41 ⁵⁾	4,90 ⁵⁾	0,75 ⁵⁾	3,59 ⁵⁾	
		1,00	4,03 ⁵⁾	4,41 ⁵⁾	4,90 ⁵⁾	0,75 ⁵⁾	3,59 ⁵⁾	
		1,13	4,03 ⁵⁾	4,41 ⁵⁾	4,90 ⁵⁾	0,75 ⁵⁾	3,59 ⁵⁾	
		1,25	4,03 ⁵⁾	4,41 ⁵⁾	4,90 ⁵⁾	0,75 ⁵⁾	3,59 ⁵⁾	
1,50		4,03 ⁵⁾	4,41 ⁵⁾	4,90 ⁵⁾	0,75 ⁵⁾	3,59 ⁵⁾		
2,00	4,03 ⁵⁾	4,41 ⁵⁾	4,90 ⁵⁾	0,75 ⁵⁾	3,59 ⁵⁾			

¹⁾ Concrete according to: PN-EN 206+A1:2016
²⁾ Construction wood according to: PN-EN 338:2016
³⁾ Steel plate S280GD, S320GD or S350GD according to: PN-EN 10346:2015
⁴⁾ nature of destruction - destruction of the steel plate or pulling the fastener through the steel plate
⁵⁾ nature of destruction - tearing the connector out of the base

OTHER FEATURES

SUBSTRATE MATERIAL:	CONCRETE
DIAMETER OF FLAT HEAD:	8 mm
MAXIMUM CAPACITY OF DRILLING:	0,75 mm
ADDITIONAL CORROSION PROTECTION:	gRey.coat
CORROSIVE ENVIRONMENT:	C4
OPINION ON ANTI-CORROSIVE PROTECTION:	02248/16/Z00NZM
POSSIBILITY OF PAINTING:	NO
TIGHTENING TORQUE:	5 Nm
RECOMMENDED ROTARY SPEED (IDLE):	1000 rpm
WASHER DIAMETER (ALUMINUM A16):	16 mm



KDWU



ZKP